

DRY CABINET




RAPID DRY

PRECISION COMPONENTS DEHUMIDIFICATION CABINET

1

The controlled dehumidification eliminates high level of humidity during transport of the components.

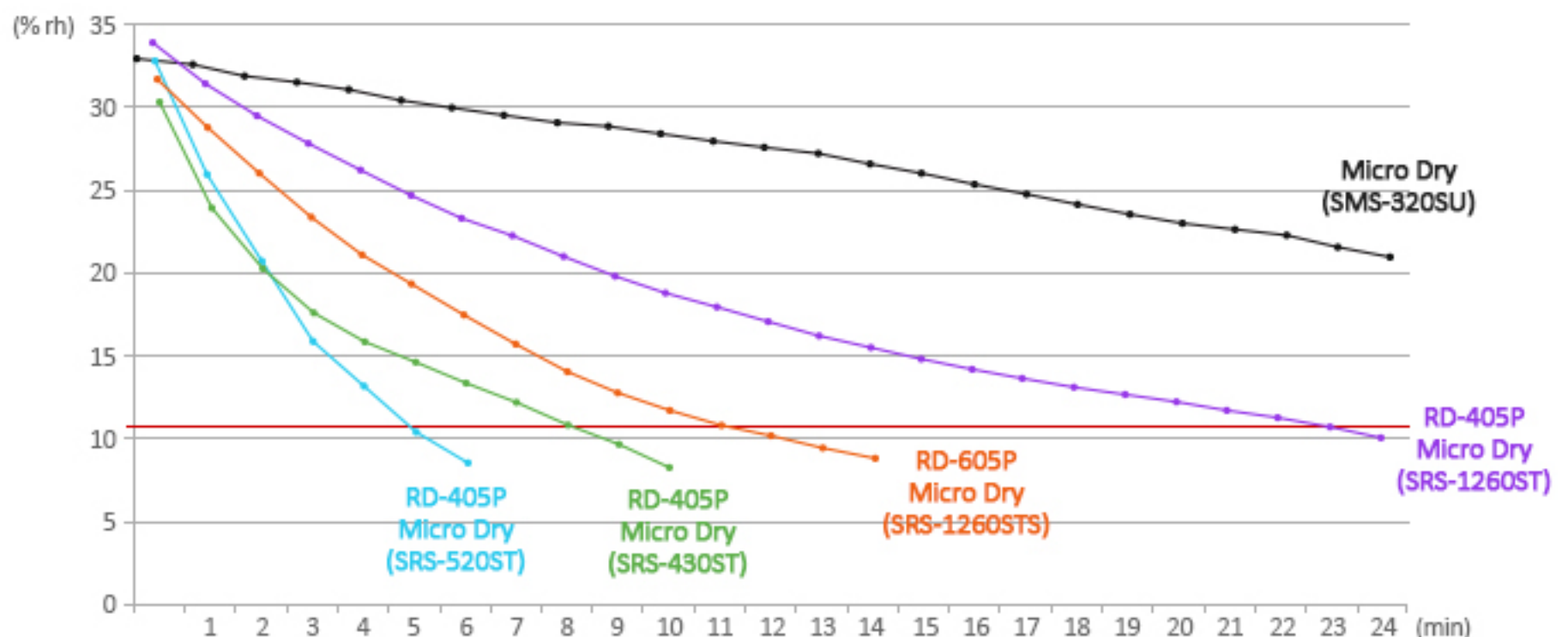
- ▶ **AUTOMATIC HUMIDITY RANGE CONTROL:** under RH 10% where cabinets frequently opened
- ▶ **AUTOMATIC HUMIDITY LEVEL CONTROL:** at 30% humidity level, automatically controls to under 10% RH within 10min (SRS-320ST STANDARD)
- ▶ **AUTOMATIC HUMIDITY LEVEL ADJUSTMENT:** Dehumidification system activates to adjust when the humidity level is higher than set level
- ▶ **UNDER RH 10% COMPLIANT**
- ▶ **ELIMINATION OF HUMIDITY BY RAPID PRODUCTION OF SUPPLER LOW HUMIDITY AIR**



2

MICRO DRY VS. RAPID DRY HUMIDITY LEVEL CONTROL TIME (from 30% RH to 10% RH)

Application model	RD ~ 405P	RD ~605P (High capacity)
SRS-320ST	5~10 min	-
SRS-630ST	10~20 min	-
SRS-1260ST	15~30 min	10~20 min



Test result based on the average value of 3 consecutive reproduced test values. However, the result may differ depending on the operation state of the dry unit, amount of humidity, or the season.



[SRS-210ST]



[SRS-320ST]



[SRS-630ST]



[SRS-1260ST]



[SRS-1260STL]



[SRS-1260ST-3L]

Humidity	Model	Outside(WxDxH/mm)	Inside(WxDxH/mm)	Volume	Remark
SRS-320ST	SRS-210ST	600 X 760 X 650	550 X 600 X 500	180ℓ	- AC 220V 50~60Hz - AIR 4~6kg/cm ² - 20W/h under ¹⁾
	SRS-320ST	600 X 760 X 650	550 X 600 X 1150	400ℓ	
	SRS-630ST	600 X 760 X 650	550 X 600 X 1700	600ℓ	
	SRS-1260ST	600 X 760 X 650	1150 X 600 X 1700	1200ℓ	

Product constitution >



[Example]



[Humidity Controller]



[DRAY AIR Supply Unit]

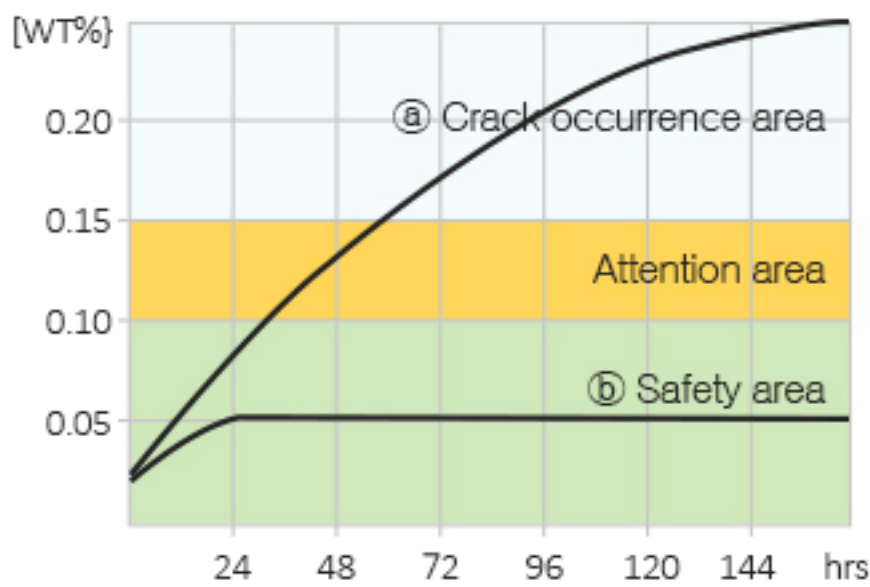
e MICRO-DRY

USE FOR PRECISION PRODUCT, PART ROW MATERIAL



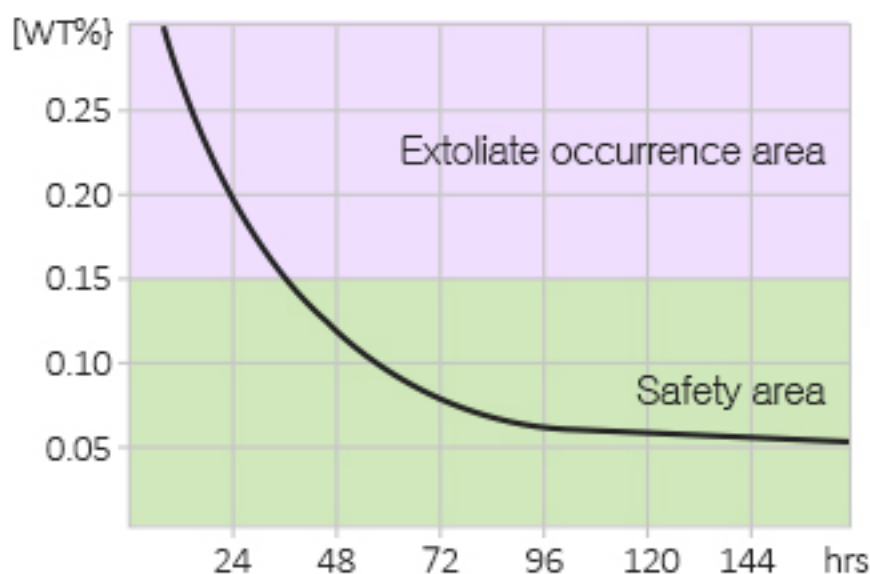
- ▶ Optimal protection of moisture-sensitive product
- ▶ Superior rapid dehumidification prevents moisture from rising when entering external moisture
- ▶ No dehumidification storage required
- ▶ Ideal for large components storage

MICRO-DRY™ Dehumidification Data



a Moisture Absorption Data when I.C. is exposed

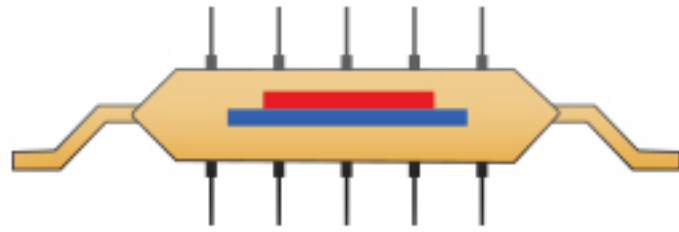
b Moisture Absorption Data when I.C. is in MICRO-DRY



✓ MICRO-DRY Storage at 70% rh for 48hrs

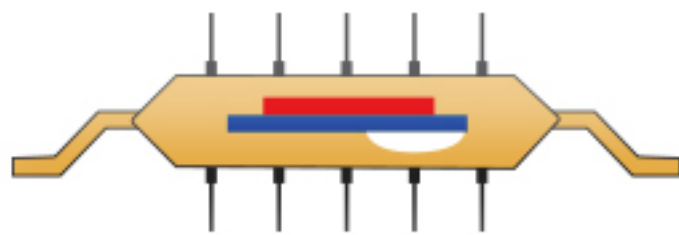
1 Mechanism of Micro Crack

Normal Storage

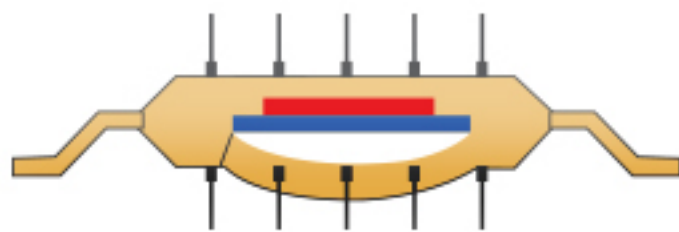


Moisture Absorption in the room during Long-term storage

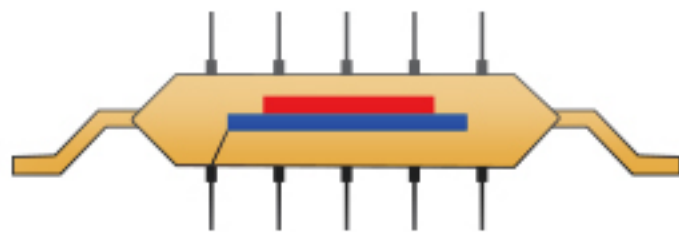
Reflow Heating



Rapid Expansion of Internal Moisture Vapor by Rapid Heating



Appearance Transformation of Micro Crack and I.C. by Expansion of Vapor



Micro Crack Occurrence and Internal Chip Circuit Failure



Solution




Prevent Micro Crack by Storing Humidity Absorbed I.C Package in Micro Dry for more than 72hrs to Dehumidity

2 Product Specification

Humidity	Model	Outside(WxDxH/mm)	Inside(WxDxH/mm)	Volume	Remark
3% RH	SMS-210SU	600X650X650	550X600X500	180ℓ	AC 220V IVORY COLOR (SU-T) Consumption power : 20W/h under
	SMS-320SU	600X650X1250	550X600X1150	400ℓ	
	SMS-630SU	600X650X1795	550X600X1700	600ℓ	
	SMS-1260SU	1200X650X1795	1150X600X1700	1200ℓ	



ADVANCED MECHATRONICS SOLUTIONS, INC

 619-661-5985  619-661-5995  ams@ams-fa.com

To view additional products.. www.ams-fa.com 